





































women  
Seniors European Championships, strokeplay, Lahti, Finland

	001.  LUNDELL Annelie	E 22 21 22 23 19 19 F 33 35 35 36 34 35	= 334 +10	21.00 34.67	1. 5.
	002.  VON DEM KNESEBECK Alexandra	E 20 27 23 22 24 21 F 34 35 38 33 32 30	= 339 +15	22.83 33.67	5. 1.
	003.  KOBISCH Alice	E 19 27 24 21 20 21 F 43 35 33 31 34 32	= 340 +16	22.00 34.67	3. 6.
	004.  WARNECKE Nicole	E 23 24 20 23 21 20 F 38 37 33 36 30 35	= 340 +16	21.83 34.83	2. 7.
	005.  REINICKE Andrea	E 21 23 28 21 22 22 F 33 38 35 35 31 36	= 345 +21	22.83 34.67	4. 4.
	006.  THORS Bernice	E 29 22 24 23 22 30 F 33 28 38 35 37 31	= 352 +28	25.00 33.67	8. 2.
	007.  ANDEREGG Claudia	E 21 27 27 21 24 19 F 37 39 36 33 34 34	= 352 +28	23.17 35.50	6. 8.
	008.  LUNDBERG Linda	E 29 26 23 31 23 21 F 35 34 31 32 33 39	= 357 +33	25.50 34.00	9. 3.
	009.  SCHUSTER Claudia	E 28 28 24 29 23 26 F 35 29 35 36 38 46	= 377 +53	26.33 36.50	12. 12.
	010.  MÖRCK Tuula	E 29 30 21 25 26 F 36 41 35 35 33	= 311 +41	26.20 36.00	11. 11.
	011.  ERIKSSON Inger	E 23 23 24 22 28 F 34 44 36 38 39	= 311 +41	24.00 38.20	7. 15.
	012.  BJÖRK Seija	E 25 26 33 31 22 F 40 33 34 33 39	= 316 +46	27.40 35.80	15. 9.
	013.  REILÄNDER Eva	E 27 22 30 28 26 F 32 41 38 40 36	= 320 +50	26.60 37.40	13. 13.
	014.  KNOTZER Johanna	E 30 24 24 27 26 F 37 41 35 45 32	= 321 +51	26.20 38.00	10. 14.
	015.  MUSTONEN Nina	E 34 25 27 26 31 F 38 37 35 32 38	= 323 +53	28.60 36.00	18. 10.
	016.  FUSCHLBERGER Maria	E 26 28 27 24 30 F 45 42 37 41 43	= 343 +73	27.00 41.60	14. 16.
	017.  HANSEN Inge-Lise	E 31 25 25 28 29 F 38 42 38 45 50	= 351 +81	27.60 42.60	16. 17.
	018.  SOLA Minna	E 24 34 25 30 28 F 43 44 47 43 39	= 357 +87	28.20 43.20	17. 18.

Click player's name to see scorecard. Result service powered by MIDGET.

15:55:40