



## SNC 2015

Updated: 2015-05-24 17:20

Get new pages automatically

The competition is now over and we welcome all participants back for Senior European Championships in August.

### RESULT:

1. Germany
2. Sweden 2
3. Sweden 1

### JURY:

Said Morell (SWE)  
Johann Pscherer (GER)  
Marcel Grundel (SUI)

HEAD REFEREE: Wil Van Disseldorp (NED)

REFEREE: Peter Burri (SUI)

REFEREE: Staffan Lundblad (SWE)











### Pentalties

Rd 5, Lane 7, Robert Kullick (GER): verbal admonition (misbehaviour)  
Rd 5, Lane 13, Roger Anderegg (SUI): verbal admonition (misbehaviour)  
Rd 7, Lane 4, Roman Kobisch (GER): verbal admonition (misbehaviour)

## Result

[Oldtimers men](#) | [Oldtimers women](#) | [Teams - Group A](#) | [Teams - Group B](#) | [Teams - Match 1 for 5-8](#) | [Teams - Match 2 for 5-8](#) | [Teams - Semifinal 1](#) | [Teams - Semifinal 2](#) | [Teams - Match for 7th place](#) | [Teams - Match for 5th place](#) | [Teams - Match for 3rd place](#) | [Teams - Final](#) | [Straight list](#) | [Lane statistics](#) | [Teams statistics](#) | [Most aces in a row](#)

### Oldtimers men

| Rank | Name  | Country   | E1 | C2 | E3 | C4 | E5 | C6 | E7 | C8 | E9 | C10 | E11 | C12 | CAvg | EAvg | CSum | ESum | Diff | Tot |               |
|------|---|---|----|----|----|----|----|----|----|----|----|-----|-----|-----|------|------|------|------|------|-----|---------------|
| 1    |  <b>Markus Janssen</b>       |  GER | 23 | 27 | 26 | 30 | 24 | 28 | 26 | 29 | 24 | 27  | 21  | 24  | 27,5 | 24,0 | 165  | 144  | 11   | 309 |               |
| 2    |  <b>Martin Lundell</b>       |  SWE | 25 | 29 | 23 | 31 | 24 | 32 | 23 | 27 | 24 | 27  | 22  | 27  | 28,8 | 23,5 | 173  | 141  | 8    | 314 |               |
| 3    |  <b>Roman Kobisch</b>        |  GER | 27 | 32 | 24 | 32 | 22 | 26 | 23 | 30 | 21 | 30  | 22  | 30  | 30,0 | 23,2 | 180  | 139  | 12   | 319 |               |
| 4    |  <b>Daniel Ågren</b>         |  SWE | 26 | 29 | 24 | 28 | 25 | 28 | 24 | 27 | 23 | 30  | 26  | 30  | 28,7 | 24,7 | 172  | 148  | 6    | 320 |               |
| 5    |  <b>Robert Kullick</b>       |  GER | 25 | 28 | 26 | 32 | 22 | 32 | 26 | 28 | 22 | 28  | 22  | 29  | 29,5 | 23,8 | 177  | 143  | 8    | 320 |               |
| 6    |  <b>Harald Exl</b>           |  AUT | 22 | 28 | 25 | 29 | 23 | 32 | 24 | 32 | 22 | 29  | 26  | 29  | 29,8 | 23,7 | 179  | 142  | 8    | 321 |               |
| 7    |  <b>Stefan Björk</b>         |  SWE | 24 | 31 | 24 | 30 | 21 | 33 | 23 | 26 | 24 | 34  | 23  | 28  | 30,3 | 23,2 | 182  | 139  | 11   | 321 |               |
| 8    |  <b>Göran Widlert</b>        |  SWE | 25 | 34 | 21 | 37 | 25 | 31 | 24 | 25 | 20 | 31  | 23  | 26  | 30,7 | 23,0 | 184  | 138  | 17   | 322 |               |
| 9    |  <b>Reinhard Zengaffinen</b> |  SUI | 25 | 30 | 25 | 31 | 25 | 31 | 25 | 32 | 19 | 28  | 23  | 31  | 30,5 | 23,7 | 183  | 142  | 10   | 325 |               |
| 10   |  <b>Roger Anderegg</b>       |  SUI | 29 | 30 | 23 | 28 | 24 | 33 | 26 | 30 | 25 | 27  | 23  | 28  | 29,3 | 25,0 | 176  | 150  | 12   | 326 |               |
| 11   |  <b>Anders Görlin</b>        |  SWE | 29 | 34 | 23 | 30 | 23 | 31 | 23 | 30 | 24 | 30  | 21  | 28  | 30,5 | 23,8 | 183  | 143  | 14   | 326 |               |
| 12   |  <b>Reinhard Schuster</b>    |  AUT | 27 | 37 | 23 | 35 | 22 | 31 | 25 | 29 | 21 | 28  | 22  | 28  | 31,3 | 23,3 | 188  | 140  | 15   | 328 |               |
| 13   |  <b>Karl-Heinz Gerwert</b>   |  GER | 26 | 30 | 24 | 31 | 23 | 28 | 28 | 34 |    |     |     |     | 30,8 | 25,3 | 123  | 101  | 11   | 224 |               |
| 14   |  <b>Paul Vögeli</b>          |  SUI | 28 | 31 | 26 | 30 | 26 | 31 | 24 | 29 |    |     |     |     | 30,3 | 26,0 | 121  | 104  | 6    | 225 |               |
| 15   |  <b>Tomas Sennerby</b>       |  SWE | 23 | 33 | 28 | 30 | 23 | 32 | 26 | 31 | 24 | 31  | 25  | 32  | 31,5 | 24,8 | 189  | 149  | 8    | 338 |               |
| 16   |  <b>Stefan Viberg</b>        |  SWE | 22 | 32 | 26 | 29 | 27 | 28 | 24 | 34 | 25 | 35  | 26  | 31  | 31,5 | 25,0 | 189  | 150  | 12   | 339 |               |
| 17   |  <b>Magnus Westerberg</b>    |  SWE | 25 | 31 | 29 | 36 | 24 | 30 | 26 | 30 | 24 | 33  | 28  | 29  | 31,5 | 26,0 | 189  | 156  | 12   | 345 |               |
| 18   |  <b>Timo Kammonen</b>        |  FIN | 27 | 32 | 32 | 29 | 26 | 31 | 28 | 30 | 23 | 32  | 26  | 31  | 30,8 | 27,0 | 185  | 162  | 12   | 347 |               |
| 19   |  <b>Hanspeter Trachsel</b>   |  SUI | 27 | 36 | 26 | 33 | 25 | 34 | 20 | 33 | 24 | 33  | 27  | 31  | 33,3 | 24,8 | 200  | 149  | 12   | 349 |               |
| 20   |  <b>Janos Czifrik</b>        |  HUN | 31 | 36 | 28 | 29 | 29 | 31 | 23 | 35 |    |     |     |     | 32,8 | 27,8 | 131  | 111  | 15   | 242 |               |
| 21   |  <b>Örjan Johansson</b>      |  SWE | 30 | 33 | 22 | 32 | 26 | 35 | 26 | 35 | 24 | 35  | 24  | 34  | 34,0 | 25,3 | 204  | 152  | 11   | 356 |               |
| 22   |  <b>Ari Ahrenberg</b>        |  FIN | 30 | 32 | 21 | 41 | 34 | 31 | 26 | 32 | 25 | 29  | 26  | 29  | 32,3 | 27,0 | 194  | 162  | 25   | 356 |               |
| 23   |  <b>Ján Tolarovic</b>        |  SVK |    |    |    |    |    |    |    |    |    |     |     |     | 0,0  | 0,0  | 0    | 0    | 0    | 0   | Did not start |
| 23   |  <b>René Simanský</b>        |  SVK |    |    |    |    |    |    |    |    |    |     |     |     | 0,0  | 0,0  | 0    | 0    | 0    | 0   | Did not start |



23 Slavomír Holický























SVK

0,0 0,0 0 0 0 0 Did not start

[Oldtimers men](#) | [Oldtimers women](#) | [Teams - Group A](#) | [Teams - Group B](#) | [Teams - Match 1 for 5-8](#) | [Teams - Match 2 for 5-8](#) | [Teams - Semifinal 1](#) | [Teams - Semifinal 2](#) | [Teams - Match for 7th place](#) | [Teams - Match for 5th place](#) | [Teams - Match for 3rd place](#) | [Teams - Final](#) | [Straight list](#) | [Lane statistics](#) | [Teams statistics](#) | [Most aces in a row](#)

## Oldtimers women





| Rank | Name   | Country   | E1 | C2 | E3 | C4 | E5 | C6 | E7 | C8 | E9 | C10 | E11 | C12 | CAvg | EAvg | CSum | ESum | Diff | Tot |
|------|--|---|----|----|----|----|----|----|----|----|----|-----|-----|-----|------|------|------|------|------|-----|
| 1    |  Linda Lundberg     |  SWE | 27 | 31 | 21 | 32 | 24 | 33 | 22 | 26 | 25 | 33  | 23  | 28  | 30,5 | 23,7 | 183  | 142  | 13   | 325 |
| 2    |  Bernice Thors      |  SWE | 20 | 29 | 24 | 28 | 23 | 33 | 23 | 30 | 25 | 29  | 29  | 32  | 30,2 | 24,0 | 181  | 144  | 14   | 325 |
| 3    |  Annelie Lundell    |  SWE | 25 | 28 | 24 | 30 | 24 | 30 | 22 | 35 | 27 | 31  | 23  | 27  | 30,2 | 24,2 | 181  | 145  | 13   | 326 |
| 4    |  Andrea Reinecke    |  GER | 28 | 33 | 21 | 32 | 23 | 35 | 25 | 28 | 22 | 32  | 23  | 32  | 32,0 | 23,7 | 192  | 142  | 14   | 334 |
| 5    |  Lisbeth Häfliger   |  SUI | 29 | 32 | 22 | 35 | 29 | 31 | 27 | 29 | 27 | 30  | 27  | 38  | 32,5 | 26,8 | 195  | 161  | 16   | 356 |
| 6    |  Maria Fuschlberger |  AUT | 23 | 39 | 25 | 28 | 26 | 35 | 24 | 32 | 27 | 35  | 31  | 31  | 33,3 | 26,0 | 200  | 156  | 19   | 356 |
| 7    |  Johanna Knotzer    |  AUT | 25 | 34 | 27 | 33 | 32 | 37 | 25 | 32 | 24 | 34  | 23  | 32  | 33,7 | 26,0 | 202  | 156  | 14   | 358 |
| 8    |  Tuula Mörck        |  FIN | 28 | 33 | 25 | 32 | 26 | 39 | 32 | 33 | 30 | 34  | 28  | 34  | 34,2 | 28,2 | 205  | 169  | 14   | 374 |
| 9    |  Seija Björk        |  FIN | 27 | 44 | 31 | 41 | 30 | 38 | 29 | 38 | 30 | 33  | 29  | 33  | 37,8 | 29,3 | 227  | 176  | 15   | 403 |
| 10   |  Iveta Véghová      |  SVK |    |    |    |    |    |    |    |    |    |     |     |     | 0,0  | 0,0  | 0    | 0    | 0    | 0   |

Did not start

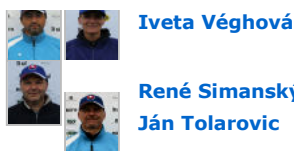
[Oldtimers men](#) | [Oldtimers women](#) | [Teams - Group A](#) | [Teams - Group B](#) | [Teams - Match 1 for 5-8](#) | [Teams - Match 2 for 5-8](#) | [Teams - Semifinal 1](#) | [Teams - Semifinal 2](#) | [Teams - Match for 7th place](#) | [Teams - Match for 5th place](#) | [Teams - Match for 3rd place](#) | [Teams - Final](#) | [Straight list](#) | [Lane statistics](#) | [Teams statistics](#) | [Most aces in a row](#)

## TEAMS

## Group A

| Rank | Team  | R1  | R2  | R3 | R4  | R5  | R6  | R7  | R8  | Avg  | Total | Points |
|------|---|-----|-----|----|-----|-----|-----|-----|-----|------|-------|--------|
| 1    |  Sweden 2    | 94  | 125 | 97 | 123 | 96  | 124 | 97  | 113 | 27,2 | 869   | 39     |
| 2    |  Germany     | 103 | 120 | 97 | 126 | 91  | 121 | 100 | 115 | 27,3 | 873   | 35     |
| 3    |  Switzerland | 110 | 128 | 96 | 127 | 103 | 129 | 98  | 124 | 28,6 | 915   | 22     |
| 4    |  Slovakia    |     |     |    |     |     |     |     |     | 0,0  | 0     | 0      |

|   |  |     |     |    |     |     |     |     |     |      |      |       |
|---|--|-----|-----|----|-----|-----|-----|-----|-----|------|------|-------|
| 1 |  Sweden 2             | R1  | R2  | R3 | R4  | R5  | R6  | R7  | R8  | CAvg | EAvg | Total |
|   |  Bernice Thors        | 20  | 29  | 24 | 28  | 23  | 33  | 23  | 30  | 30,2 | 24,0 | 210   |
|   |  Tomas Sennerby       | 23  | 33  | 28 | 30  | 23  | 32  | 26  | 31  | 31,5 | 24,8 | 226   |
|   |  Göran Widlert        | 25  | 34  | 21 | 37  | 25  | 31  | 24  | 25  | 30,7 | 23,0 | 222   |
|   |  Daniel Ågren         | 26  | 29  | 24 | 28  | 25  | 28  | 24  | 27  | 28,7 | 24,7 | 211   |
|   | Points   | 94  | 125 | 97 | 123 | 96  | 124 | 97  | 113 | 27,2 | 27,2 | 869   |
|   | Points   | 6   | 4   | 3  | 6   | 4   | 4   | 6   | 6   |      |      | 39    |
| 2 |  Germany              | R1  | R2  | R3 | R4  | R5  | R6  | R7  | R8  | CAvg | EAvg | Total |
|   |  Robert Kullick       | 25  | 28  | 26 | 32  | 22  | 32  | 26  | 28  | 29,5 | 23,8 | 219   |
|   |  Andrea Reinecke      | 28  | 33  | 21 | 32  | 23  | 35  | 25  | 28  | 32,0 | 23,7 | 225   |
|   |  Roman Kobisch        | 27  | 32  | 24 | 32  | 22  | 26  | 23  | 30  | 30,0 | 23,2 | 216   |
|   |  Markus Janssen       | 23  | 27  | 26 | 30  | 24  | 28  | 26  | 29  | 27,5 | 24,0 | 213   |
|   | Points   | 103 | 120 | 97 | 126 | 91  | 121 | 100 | 115 | 27,3 | 27,3 | 873   |
|   | Points   | 4   | 6   | 3  | 4   | 6   | 6   | 2   | 4   |      |      | 35    |
| 3 |  Switzerland          | R1  | R2  | R3 | R4  | R5  | R6  | R7  | R8  | CAvg | EAvg | Total |
|   |  Hanspeter Trachsel   | 27  | 36  | 26 | 33  | 25  | 34  | 20  | 33  | 33,3 | 24,8 | 234   |
|   |  Lisbeth Häfliger     | 29  | 32  | 22 | 35  | 29  | 31  | 27  | 29  | 32,5 | 26,8 | 234   |
|   |  Roger Anderegg       | 29  | 30  | 23 | 28  | 24  | 33  | 26  | 30  | 29,3 | 25,0 | 223   |
|   |  Reinhard Zengaffinen | 25  | 30  | 25 | 31  | 25  | 31  | 25  | 32  | 30,5 | 23,7 | 224   |
|   | Points   | 110 | 128 | 96 | 127 | 103 | 129 | 98  | 124 | 28,6 | 28,6 | 915   |
|   | Points   | 2   | 2   | 6  | 2   | 2   | 2   | 4   | 2   |      |      | 22    |
| 4 |  Slovakia             | R1  | R2  | R3 | R4  | R5  | R6  | R7  | R8  | CAvg | EAvg | Total |
|   |  Slavomír Holický     |     |     |    |     |     |     |     |     |      |      |       |



Points 0 0 0 0 0 0 0 0 0 0,0 0

[Oldtimers men](#) | [Oldtimers women](#) | [Teams - Group A](#) | [Teams - Group B](#) | [Teams - Match 1 for 5-8](#) | [Teams - Match 2 for 5-8](#) | [Teams - Semifinal 1](#) | [Teams - Semifinal 2](#) | [Teams - Match for 7th place](#) | [Teams - Match for 5th place](#) | [Teams - Match for 3rd place](#) | [Teams - Final](#) | [Straight list](#) | [Lane statistics](#) | [Teams statistics](#) | [Most aces in a row](#)

## TEAMS

## Group B

| Rank | Team     | R1  | R2  | R3  | R4  | R5  | R6  | R7  | R8  | Avg  | Total | Points |
|------|----------|-----|-----|-----|-----|-----|-----|-----|-----|------|-------|--------|
| 1    | Sweden 1 | 101 | 122 | 97  | 129 | 93  | 128 | 94  | 109 | 27,3 | 873   | 38     |
| 2    | Sweden 3 | 106 | 127 | 95  | 121 | 100 | 124 | 95  | 134 | 28,2 | 902   | 32     |
| 3    | Austria  | 97  | 138 | 100 | 125 | 103 | 135 | 98  | 125 | 28,8 | 921   | 24     |
| 4    | Finland  | 112 | 141 | 109 | 143 | 116 | 139 | 115 | 133 | 31,5 | 1008  | 2      |

| Rank | Team              | R1  | R2  | R3 | R4  | R5 | R6  | R7 | R8  | CAvg | EAvg | Total |
|------|-------------------|-----|-----|----|-----|----|-----|----|-----|------|------|-------|
| 1    | Sweden 1          |     |     |    |     |    |     |    |     |      |      |       |
|      | Linda Lundberg    | 27  | 31  | 21 | 32  | 24 | 33  | 22 | 26  | 30,5 | 23,7 | 216   |
|      | Martin Lundell    | 25  | 29  | 23 | 31  | 24 | 32  | 23 | 27  | 28,8 | 23,5 | 214   |
|      | Magnus Westerberg | 25  | 31  | 29 | 36  | 24 | 30  | 26 | 30  | 31,5 | 26,0 | 231   |
|      | Stefan Björk      | 24  | 31  | 24 | 30  | 21 | 33  | 23 | 26  | 30,3 | 23,2 | 212   |
|      | Points            | 101 | 122 | 97 | 129 | 93 | 128 | 94 | 109 | 27,3 |      | 873   |
|      | Points            | 4   | 6   | 4  | 2   | 6  | 4   | 6  | 6   |      |      | 38    |

| Rank | Team            | R1  | R2  | R3 | R4  | R5  | R6  | R7 | R8  | CAvg | EAvg | Total |
|------|-----------------|-----|-----|----|-----|-----|-----|----|-----|------|------|-------|
| 2    | Sweden 3        |     |     |    |     |     |     |    |     |      |      |       |
|      | Annelie Lundell | 25  | 28  | 24 | 30  | 24  | 30  | 22 | 35  | 30,2 | 24,2 | 218   |
|      | Örjan Johansson | 30  | 33  | 22 | 32  | 26  | 35  | 26 | 35  | 34,0 | 25,3 | 239   |
|      | Stefan Viberg   | 22  | 32  | 26 | 29  | 27  | 28  | 24 | 34  | 31,5 | 25,0 | 222   |
|      | Anders Görlin   | 29  | 34  | 23 | 30  | 23  | 31  | 23 | 30  | 30,5 | 23,8 | 223   |
|      | Points          | 106 | 127 | 95 | 121 | 100 | 124 | 95 | 134 | 28,2 |      | 902   |
|      | Points          | 2   | 4   | 6  | 6   | 4   | 6   | 4  | 0   |      |      | 32    |

| Rank | Team               | R1 | R2  | R3  | R4  | R5  | R6  | R7 | R8  | CAvg | EAvg | Total |
|------|--------------------|----|-----|-----|-----|-----|-----|----|-----|------|------|-------|
| 3    | Austria            |    |     |     |     |     |     |    |     |      |      |       |
|      | Harald Exl         | 22 | 28  | 25  | 29  | 23  | 32  | 24 | 32  | 29,8 | 23,7 | 215   |
|      | Johanna Knotzer    | 25 | 34  | 27  | 33  | 32  | 37  | 25 | 32  | 33,7 | 26,0 | 245   |
|      | Reinhard Schuster  | 27 | 37  | 23  | 35  | 22  | 31  | 25 | 29  | 31,3 | 23,3 | 229   |
|      | Maria Fuschlberger | 23 | 39  | 25  | 28  | 26  | 35  | 24 | 32  | 33,3 | 26,0 | 232   |
|      | Points             | 97 | 138 | 100 | 125 | 103 | 135 | 98 | 125 | 28,8 |      | 921   |
|      | Points             | 6  | 2   | 2   | 4   | 2   | 2   | 2  | 4   |      |      | 24    |


| Rank | Team          | R1  | R2  | R3  | R4  | R5  | R6  | R7  | R8  | CAvg | EAvg | Total |
|------|---------------|-----|-----|-----|-----|-----|-----|-----|-----|------|------|-------|
| 4    | Finland       |     |     |     |     |     |     |     |     |      |      |       |
|      | Timo Kammonen | 27  | 32  | 32  | 29  | 26  | 31  | 28  | 30  | 30,8 | 27,0 | 235   |
|      | Seija Björk   | 27  | 44  | 31  | 41  | 30  | 38  | 29  | 38  | 37,8 | 29,3 | 278   |
|      | Tuula Mörck   | 28  | 33  | 25  | 32  | 26  | 39  | 32  | 33  | 34,2 | 28,2 | 248   |
|      | Ari Ahrenberg | 30  | 32  | 21  | 41  | 34  | 31  | 26  | 32  | 32,3 | 27,0 | 247   |
|      | Points        | 112 | 141 | 109 | 143 | 116 | 139 | 115 | 133 | 31,5 |      | 1008  |
|      | Points        | 0   | 0   | 0   | 0   | 0   | 0   | 0   | 2   |      |      | 2     |





[Oldtimers men](#) | [Oldtimers women](#) | [Teams - Group A](#) | [Teams - Group B](#) | [Teams - Match 1 for 5-8](#) | [Teams - Match 2 for 5-8](#) | [Teams - Semifinal 1](#) | [Teams - Semifinal 2](#) | [Teams - Match for 7th place](#) | [Teams - Match for 5th place](#) | [Teams - Match for 3rd place](#) | [Teams - Final](#) | [Straight list](#) | [Lane statistics](#) | [Teams statistics](#) | [Most aces in a row](#)

## TEAMS

## Match 1 for 5-8

| Rank | Team        | R9  | R10 | Avg  | Total |
|------|-------------|-----|-----|------|-------|
| 1    | Switzerland | 95  | 118 | 26,6 | 213   |
| 2    | Finland     | 108 | 128 | 29,5 | 236   |

|   |                             |    |     |      |       |       |
|---|-----------------------------|----|-----|------|-------|-------|
| 1  Switzerland |                             | R9 | R10 | CAvg | E Avg | Total |
|                | <b>Hanspeter Trachsel</b>   | 24 | 33  | 33,3 | 24,8  | 57    |
|                | <b>Lisbeth Häfliger</b>     | 27 | 30  | 32,5 | 26,8  | 57    |
|                | <b>Roger Anderegg</b>       | 25 | 27  | 29,3 | 25,0  | 52    |
|                | <b>Reinhard Zengaffinen</b> | 19 | 28  | 30,5 | 23,7  | 47    |
|   |                             | 95 | 118 | 26,6 | 213   |       |






|   |                      |     |     |      |       |       |
|---|----------------------|-----|-----|------|-------|-------|
| 2  Finland |                      | R9  | R10 | CAvg | E Avg | Total |
|            | <b>Timo Kammonen</b> | 23  | 32  | 30,8 | 27,0  | 55    |
|            | <b>Seija Björk</b>   | 30  | 33  | 37,8 | 29,3  | 63    |
|            | <b>Tuula Mörck</b>   | 30  | 34  | 34,2 | 28,2  | 64    |
|            | <b>Ari Ahrenberg</b> | 25  | 29  | 32,3 | 27,0  | 54    |
|   |                      | 108 | 128 | 29,5 | 236   |       |

[Oldtimers men](#) | [Oldtimers women](#) | [Teams - Group A](#) | [Teams - Group B](#) | [Teams - Match 1 for 5-8](#) | [Teams - Match 2 for 5-8](#) | [Teams - Semifinal 1](#) | [Teams - Semifinal 2](#) | [Teams - Match for 7th place](#) | [Teams - Match for 5th place](#) | [Teams - Match for 3rd place](#) | [Teams - Final](#) | [Straight list](#) | [Lane statistics](#) | [Teams statistics](#) | [Most aces in a row](#)

## TEAMS

## Match 2 for 5-8

| Rank | Team  | R9 | R10 | Avg  | Total |
|------|---|----|-----|------|-------|
| 1    |  Austria | 94 | 126 | 27,5 | 220   |






|   |                           |    |     |      |       |       |
|---|---------------------------|----|-----|------|-------|-------|
| 1  Austria |                           | R9 | R10 | CAvg | E Avg | Total |
|            | <b>Harald Exl</b>         | 22 | 29  | 29,8 | 23,7  | 51    |
|            | <b>Johanna Knotzer</b>    | 24 | 34  | 33,7 | 26,0  | 58    |
|           | <b>Reinhard Schuster</b>  | 21 | 28  | 31,3 | 23,3  | 49    |
|           | <b>Maria Fuschlberger</b> | 27 | 35  | 33,3 | 26,0  | 62    |
|   |                           | 94 | 126 | 27,5 | 220   |       |






[Oldtimers men](#) | [Oldtimers women](#) | [Teams - Group A](#) | [Teams - Group B](#) | [Teams - Match 1 for 5-8](#) | [Teams - Match 2 for 5-8](#) | [Teams - Semifinal 1](#) | [Teams - Semifinal 2](#) | [Teams - Match for 7th place](#) | [Teams - Match for 5th place](#) | [Teams - Match for 3rd place](#) | [Teams - Final](#) | [Straight list](#) | [Lane statistics](#) | [Teams statistics](#) | [Most aces in a row](#)

## TEAMS

## Semifinal 1

| Rank | Team   | R9  | R10 | Avg  | Total |
|------|--|-----|-----|------|-------|
| 1    |  Sweden 2 | 92  | 121 | 26,6 | 213   |
| 2    |  Sweden 3 | 100 | 131 | 28,9 | 231   |

|  |                       |    |     |      |       |       |
|--|-----------------------|----|-----|------|-------|-------|
| 1  Sweden 2 |                       | R9 | R10 | CAvg | E Avg | Total |
|             | <b>Bernice Thors</b>  | 25 | 29  | 30,2 | 24,0  | 54    |
|             | <b>Tomas Sennerby</b> | 24 | 31  | 31,5 | 24,8  | 55    |
|             | <b>Göran Widlert</b>  | 20 | 31  | 30,7 | 23,0  | 51    |
|             | <b>Daniel Ågren</b>   | 23 | 30  | 28,7 | 24,7  | 53    |
|  |                       | 92 | 121 | 26,6 | 213   |       |

|  |                        |     |     |      |       |       |
|--|------------------------|-----|-----|------|-------|-------|
| 2  Sweden 3 |                        | R9  | R10 | CAvg | E Avg | Total |
|             | <b>Annelie Lundell</b> | 27  | 31  | 30,2 | 24,2  | 58    |
|             | <b>Örjan Johansson</b> | 24  | 35  | 34,0 | 25,3  | 59    |
|             | <b>Stefan Viberg</b>   | 25  | 35  | 31,5 | 25,0  | 60    |
|             | <b>Anders Görlin</b>   | 24  | 30  | 30,5 | 23,8  | 54    |
|  |                        | 100 | 131 | 28,9 | 231   |       |

[Oldtimers men](#) | [Oldtimers women](#) | [Teams - Group A](#) | [Teams - Group B](#) | [Teams - Match 1 for 5-8](#) | [Teams - Match 2 for 5-8](#) | [Teams - Semifinal 1](#) | [Teams - Semifinal 2](#) | [Teams - Match for 7th place](#) | [Teams - Match for 5th place](#) | [Teams - Match for 3rd place](#) | [Teams - Final](#) | [Straight list](#) | [Lane statistics](#) | [Teams statistics](#) | [Most aces in a row](#)

## TEAMS

## Semifinal 2

| Rank | Team  | R9 | R10 | Avg  | Total |
|------|---|----|-----|------|-------|
| 1    |  Germany | 89 | 117 | 25,8 | 206   |

2  Sweden 1 97 127 28,0 224

| 1  Germany  |                          | R9 | R10 | CAvg | EAvg | Total |
|--|--------------------------|----|-----|------|------|-------|
|             | <b>Robert Kullick</b>    | 22 | 28  | 29,5 | 23,8 | 50    |
|             | <b>Andrea Reinecke</b>   | 22 | 32  | 32,0 | 23,7 | 54    |
|             | <b>Roman Kobisch</b>     | 21 | 30  | 30,0 | 23,2 | 51    |
|             | <b>Markus Janssen</b>    | 24 | 27  | 27,5 | 24,0 | 51    |
|  |                          | 89 | 117 | 25,8 |      | 206   |
| 2  Sweden 1 |                          | R9 | R10 | CAvg | EAvg | Total |
|             | <b>Linda Lundberg</b>    | 25 | 33  | 30,5 | 23,7 | 58    |
|             | <b>Martin Lundell</b>    | 24 | 27  | 28,8 | 23,5 | 51    |
|             | <b>Magnus Westerberg</b> | 24 | 33  | 31,5 | 26,0 | 57    |
|             | <b>Stefan Björk</b>      | 24 | 34  | 30,3 | 23,2 | 58    |
|  |                          | 97 | 127 | 28,0 |      | 224   |

[Oldtimers men](#) | [Oldtimers women](#) | [Teams - Group A](#) | [Teams - Group B](#) | [Teams - Match 1 for 5-8](#) | [Teams - Match 2 for 5-8](#) | [Teams - Semifinal 1](#) | [Teams - Semifinal 2](#) | [Teams - Match for 7th place](#) | [Teams - Match for 5th place](#) | [Teams - Match for 3rd place](#) | [Teams - Final](#) | [Straight list](#) | [Lane statistics](#) | [Teams statistics](#) | [Most aces in a row](#)

## TEAMS

## Match for 7th place

| Rank | Team  | R11 | R12 | Avg  | Total |
|------|---|-----|-----|------|-------|
| 1    |  Finland | 109 | 127 | 29,5 | 236   |











| 1  Finland |                      | R11 | R12 | CAvg | EAvg | Total |
|---|----------------------|-----|-----|------|------|-------|
|           | <b>Timo Kammonen</b> | 26  | 31  | 30,8 | 27,0 | 57    |
|          | <b>Seija Björk</b>   | 29  | 33  | 37,8 | 29,3 | 62    |
|          | <b>Tuula Mörck</b>   | 28  | 34  | 34,2 | 28,2 | 62    |
|          | <b>Ari Ahrenberg</b> | 26  | 29  | 32,3 | 27,0 | 55    |
|   |                      | 109 | 127 | 29,5 |      | 236   |

[Oldtimers men](#) | [Oldtimers women](#) | [Teams - Group A](#) | [Teams - Group B](#) | [Teams - Match 1 for 5-8](#) | [Teams - Match 2 for 5-8](#) | [Teams - Semifinal 1](#) | [Teams - Semifinal 2](#) | [Teams - Match for 7th place](#) | [Teams - Match for 5th place](#) | [Teams - Match for 3rd place](#) | [Teams - Final](#) | [Straight list](#) | [Lane statistics](#) | [Teams statistics](#) | [Most aces in a row](#)

## TEAMS

## Match for 5th place


| Rank | Team  | R11 | R12 | Avg  | Total |
|------|---|-----|-----|------|-------|
| 1    |  Austria     | 102 | 120 | 27,8 | 222   |
| 2    |  Switzerland | 100 | 128 | 28,5 | 228   |


| 1  Austria     |                             | R11 | R12 | CAvg | EAvg | Total |
|---|-----------------------------|-----|-----|------|------|-------|
|                | <b>Harald Exl</b>           | 26  | 29  | 29,8 | 23,7 | 55    |
|                | <b>Johanna Knotzer</b>      | 23  | 32  | 33,7 | 26,0 | 55    |
|                | <b>Reinhard Schuster</b>    | 22  | 28  | 31,3 | 23,3 | 50    |
|                | <b>Maria Fuschlberger</b>   | 31  | 31  | 33,3 | 26,0 | 62    |
|   |                             | 102 | 120 | 27,8 |      | 222   |
| 2  Switzerland |                             | R11 | R12 | CAvg | EAvg | Total |
|                | <b>Hanspeter Trachsel</b>   | 27  | 31  | 33,3 | 24,8 | 58    |
|                | <b>Lisbeth Häfliger</b>     | 27  | 38  | 32,5 | 26,8 | 65    |
|                | <b>Roger Anderegg</b>       | 23  | 28  | 29,3 | 25,0 | 51    |
|                | <b>Reinhard Zengaffinen</b> | 23  | 31  | 30,5 | 23,7 | 54    |
|   |                             | 100 | 128 | 28,5 |      | 228   |

[Oldtimers men](#) | [Oldtimers women](#) | [Teams - Group A](#) | [Teams - Group B](#) | [Teams - Match 1 for 5-8](#) | [Teams - Match 2 for 5-8](#) | [Teams - Semifinal 1](#) | [Teams - Semifinal 2](#) | [Teams - Match for 7th place](#) | [Teams - Match for 5th place](#) | [Teams - Match for 3rd place](#) | [Teams - Final](#) | [Straight list](#) | [Lane statistics](#) | [Teams statistics](#) | [Most aces in a row](#)

## TEAMS

## Match for 3rd place

| Rank | Team   | R11 | R12 | Avg  | Total |
|------|--|-----|-----|------|-------|
| 1    |  Sweden 1 | 96  | 112 | 26,0 | 208   |
| 2    |  Sweden 3 | 94  | 120 | 26,8 | 214   |






| Rank | Team  | R11 | R12 | CAvg | EAvg | Total |
|------|---|-----|-----|------|------|-------|
| 1    |  Sweden 1          |     |     |      |      |       |
|      |  Linda Lundberg    | 23  | 28  | 30,5 | 23,7 | 51    |
|      |  Martin Lundell    | 22  | 27  | 28,8 | 23,5 | 49    |
|      |  Magnus Westerberg | 28  | 29  | 31,5 | 26,0 | 57    |
|      |  Stefan Björk      | 23  | 28  | 30,3 | 23,2 | 51    |
|      |   | 96  | 112 | 26,0 |      | 208   |
| 2    |  Sweden 3          |     |     |      |      |       |
|      |  Annelie Lundell   | 23  | 27  | 30,2 | 24,2 | 50    |
|      |  Örjan Johansson   | 24  | 34  | 34,0 | 25,3 | 58    |
|      |  Stefan Viberg     | 26  | 31  | 31,5 | 25,0 | 57    |
|      |  Anders Görlin     | 21  | 28  | 30,5 | 23,8 | 49    |
|      |   | 94  | 120 | 26,8 |      | 214   |

[Oldtimers men](#) | [Oldtimers women](#) | [Teams - Group A](#) | [Teams - Group B](#) | [Teams - Match 1 for 5-8](#) | [Teams - Match 2 for 5-8](#) | [Teams - Semifinal 1](#) | [Teams - Semifinal 2](#) | [Teams - Match for 7th place](#) | [Teams - Match for 5th place](#) | [Teams - Match for 3rd place](#) | [Teams - Final](#) | [Straight list](#) | [Lane statistics](#) | [Teams statistics](#) | [Most aces in a row](#)

## TEAMS

## Final

| Rank | Team  | R11 | R12 | Avg  | Total |
|------|---|-----|-----|------|-------|
| 1    |  Germany   | 88  | 115 | 25,4 | 203   |
| 2    |  Sweden 2 | 103 | 120 | 27,9 | 223   |

| Rank | Team  | R11 | R12 | CAvg | EAvg | Total |
|------|---|-----|-----|------|------|-------|
| 1    |  Germany         |     |     |      |      |       |
|      |  Robert Kullick  | 22  | 29  | 29,5 | 23,8 | 51    |
|      |  Andrea Reinecke | 23  | 32  | 32,0 | 23,7 | 55    |
|      |  Roman Kobisch   | 22  | 30  | 30,0 | 23,2 | 52    |
|      |  Markus Janssen  | 21  | 24  | 27,5 | 24,0 | 45    |
|      |   | 88  | 115 | 25,4 |      | 203   |
| 2    |  Sweden 2        |     |     |      |      |       |
|      |  Bernice Thors   | 29  | 32  | 30,2 | 24,0 | 61    |
|      |  Tomas Sennerby  | 25  | 32  | 31,5 | 24,8 | 57    |
|      |  Göran Widlert   | 23  | 26  | 30,7 | 23,0 | 49    |
|      |  Daniel Ågren    | 26  | 30  | 28,7 | 24,7 | 56    |
|      |   | 103 | 120 | 27,9 |      | 223   |

[Oldtimers men](#) | [Oldtimers women](#) | [Teams - Group A](#) | [Teams - Group B](#) | [Teams - Match 1 for 5-8](#) | [Teams - Match 2 for 5-8](#) | [Teams - Semifinal 1](#) | [Teams - Semifinal 2](#) | [Teams - Match for 7th place](#) | [Teams - Match for 5th place](#) | [Teams - Match for 3rd place](#) | [Teams - Final](#) | [Straight list](#) | [Lane statistics](#) | [Teams statistics](#) | [Most aces in a row](#)

This tournament is administrated by [Bangolf Arena](#) version 2.0.3